

XTRPA™

PRODUCT BROCHURE

PRODUCT BROCHURE - EN

24" | 610mm
Davit Arm
Fixed (IN-2483)



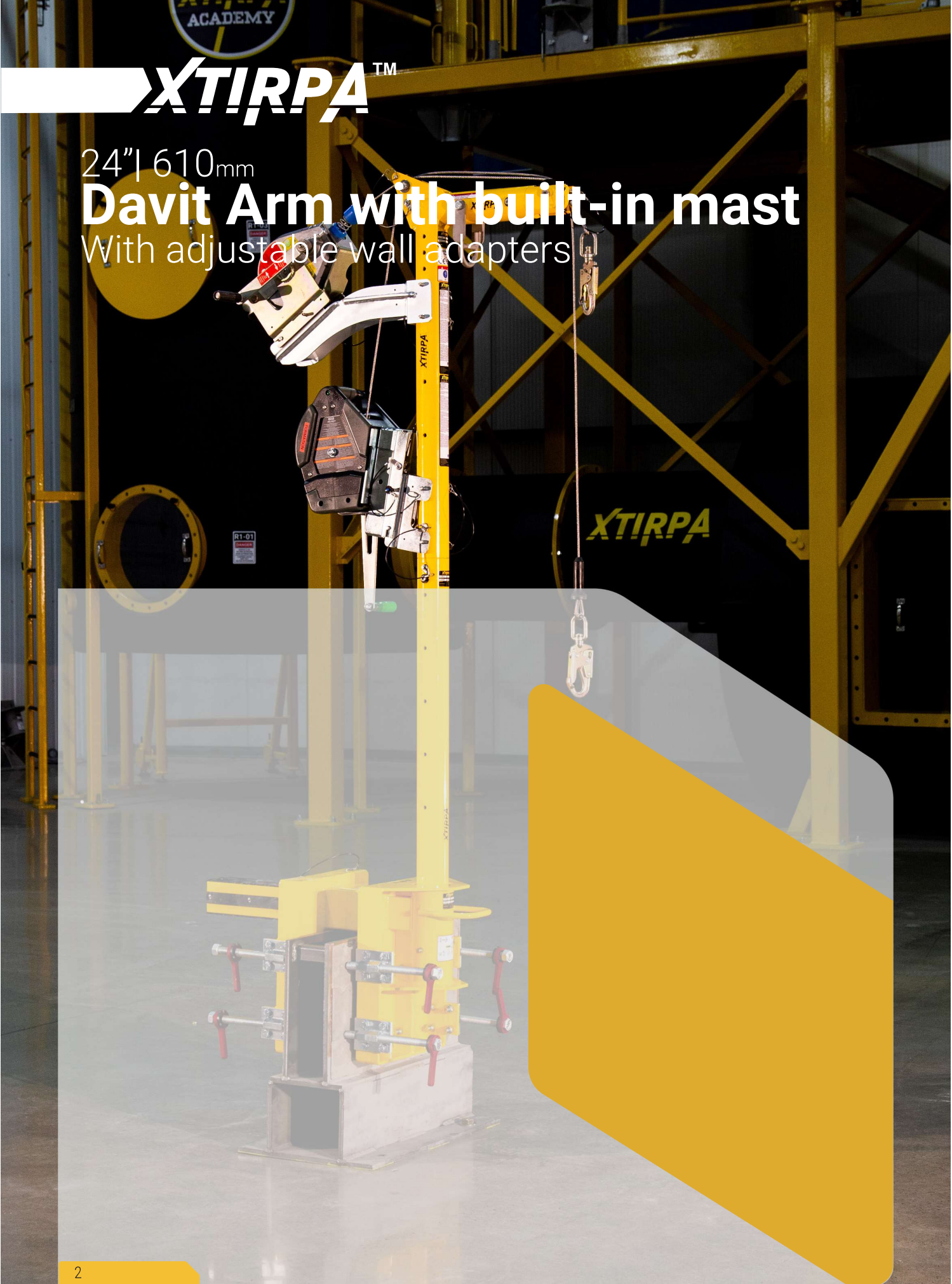
ACADEMY

XTIRPA™

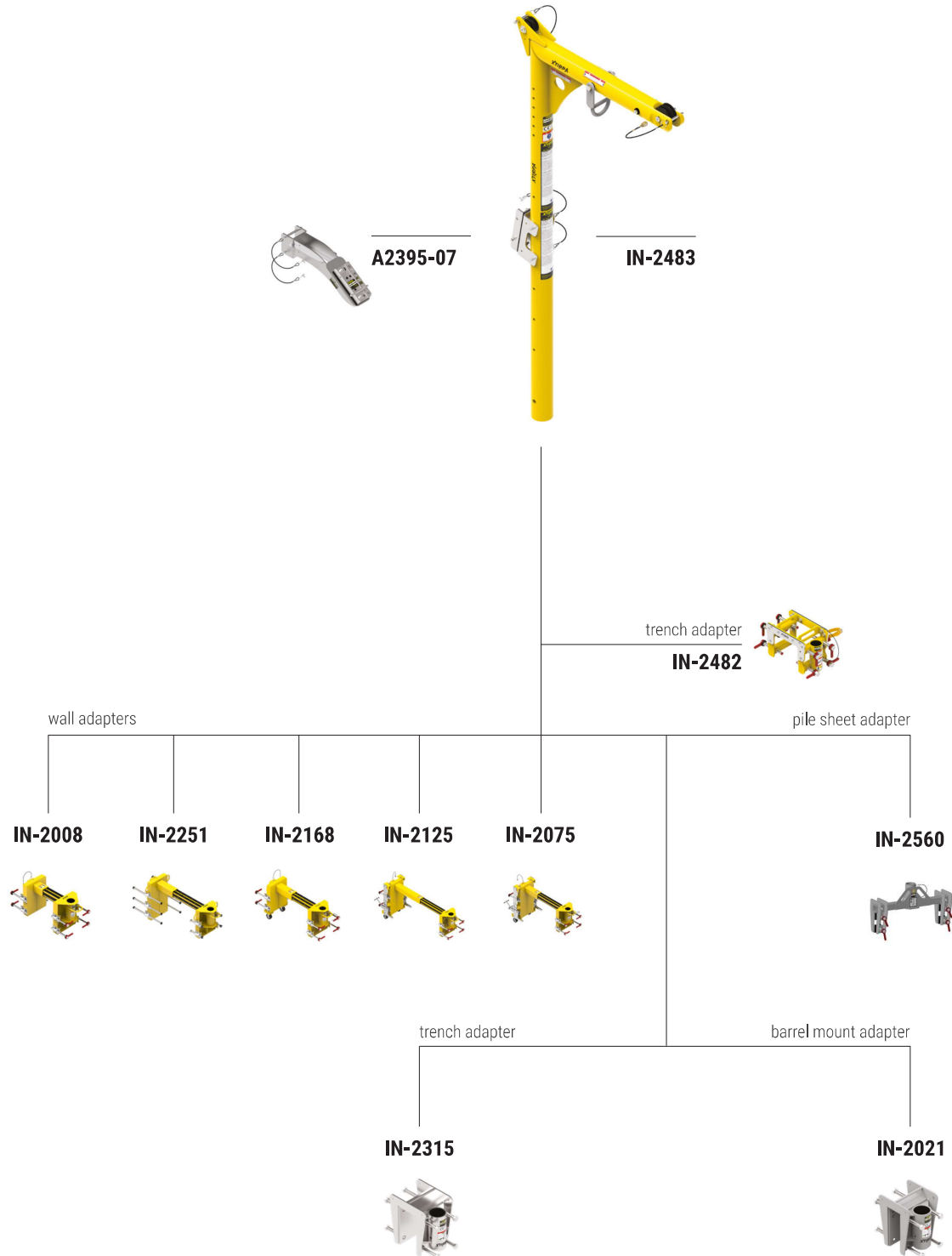
24" | 610mm

Davit Arm with built-in mast

With adjustable wall adapters



Assembling scheme



IN-2483

Davit Arm with built-in mast

610 mm



Davit arm with 24" (610 mm) fixed reach. Equipped with a 22 kN anchor point. Offers the option of installing an extra winch or retractable lifeline using the A2395-07 offset adapter.

Material:
Aluminium

Dimensions:
L 28.8" (732 mm)
W 4.9" (124 mm)
H 63.2" (1606 mm)

Weight:
51 lb (23 kg)



A2395-07 **Offset bracket for additional retractable lifeline or winch**

Compatible with davit arm with built-in mast IN-2483.

Material: zinc plated steel
Dimensions: L 18.25" (464 mm) x W 5" (126 mm) x H 6.9" (175 mm)
Weight: 11 lb (5 kg)



IN-2560 **Pile Sheet Adapter**

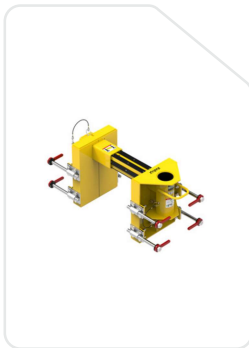
Compatible on the following trench sheets CS69-KDVI8EPZ27.
*Allowable working angle.

Material: stainless steel
Dimensions: L 33" (838 mm) x W 11.53" (293 mm) x H 17.38" (441 mm)
Weight: 70 lb (31.7 kg)

24" | 610_{mm}

Davit Arm with built-in mast

With adjustable wall adapters



IN-2008


Adjustable wall adapter

Compatible on walls with a width between 6" and 15.75" (152 mm and 400 mm).
Fitted with eight spanners to tighten the fixing bars.
*Allowable working angle.

Material: Aluminium

Dimensions: L 21-36.7" (533-932 mm) x W 14.6" (372 mm) x H 16.5" (419 mm)

Weight: 65 lb (30 kg)



IN-2251

Adjustable wall adapter

Compatible on walls with a width of 12" to 30" (305 mm to 762 mm).
Fitted with eight spanners to tighten the fixing bars.
*Allowable working angle.

Material: Aluminium

Dimensions: L 46"-64" (1168-1624 mm) x W 17.25" (438 mm) x H 22.4" (570 mm)

Weight: 75 lb (34 kg)



IN-2168

Adjustable wall adapter

Compatible on walls with a width of 12" to 24" (305 mm to 610 mm).
Equipped with wheels and with eight spanners to tighten the fixing bars.
*Allowable working angle.

Material: Aluminium

Dimensions: L 31"-45" (787-1145 mm) x W 13.5" (344 mm) x H 21.2" (538 mm)

Weight: 68 lb (31 kg)

IN-2021

Fixed barrel mount adapter

Compatible on walls with a maximum width of 3.1" (79mm).
Allowable working angle.

Material: AISI 304 stainless steel also available in zinc plated steel (IN-2129)
Dimensions: L 8.5" (216 mm) x W 11.3-14.1" (287-357 mm) x H 12.3" (311 mm)
Weight: 38 lb (17 kg)



IN-2315

Fixed trench adapter

Compatible on walls with width between 2" and 5" (51 mm and 127 mm).
*Allowable working angle.

Material: zinc plated steel
Dimensions: L 8.5" (216 mm) x W 13 - 16" (329-408 mm) x H 12.3" (311 mm)
Weight: 47 lb (21 kg)



IN-2482

Adjustable adapter for shoring box

Designed for trench work. Compatible on walls with a width from 2" to 10.5" (51 mm to 267 mm).
Fitted with eight spanners to tighten the fixing bars and with a ladder retainer system.
Reduced weight and dimensions to ease transport. *Allowable working angle.

Material: Aluminium
Dimensions: L 28.64" (727 mm) x W 12.38" (314 mm) x H 12.5" (318 mm)
Weight: 50 lb (23 kg)



IN-2125

Adjustable wall adapter

Compatible on walls with a width of 24" to 45" (610 mm to 1143 mm).
Equipped with wheels and with eight spanners to tighten the fixing bars.
*Allowable working angle.

Material: Aluminium
Dimensions: L 41.6"-64" (1056-1615 mm) x W 19" (493 mm) x H 29" (732 mm)
Weight: 115 lb (52 kg)



IN-2075

Adjustable wall adapter

Compatible on walls with a width of 12" to 31.5" (305 mm to 800 mm).
Equipped with wheels and with eight spanners to tighten the fixing bars.
*Allowable working angle.

Material: Aluminium
Dimensions: L 30"-50" (762-1272 mm) x W 19" (493 mm) x H 29" (732 mm)
Weight: 114 lb (52 kg)



XTIRPA™

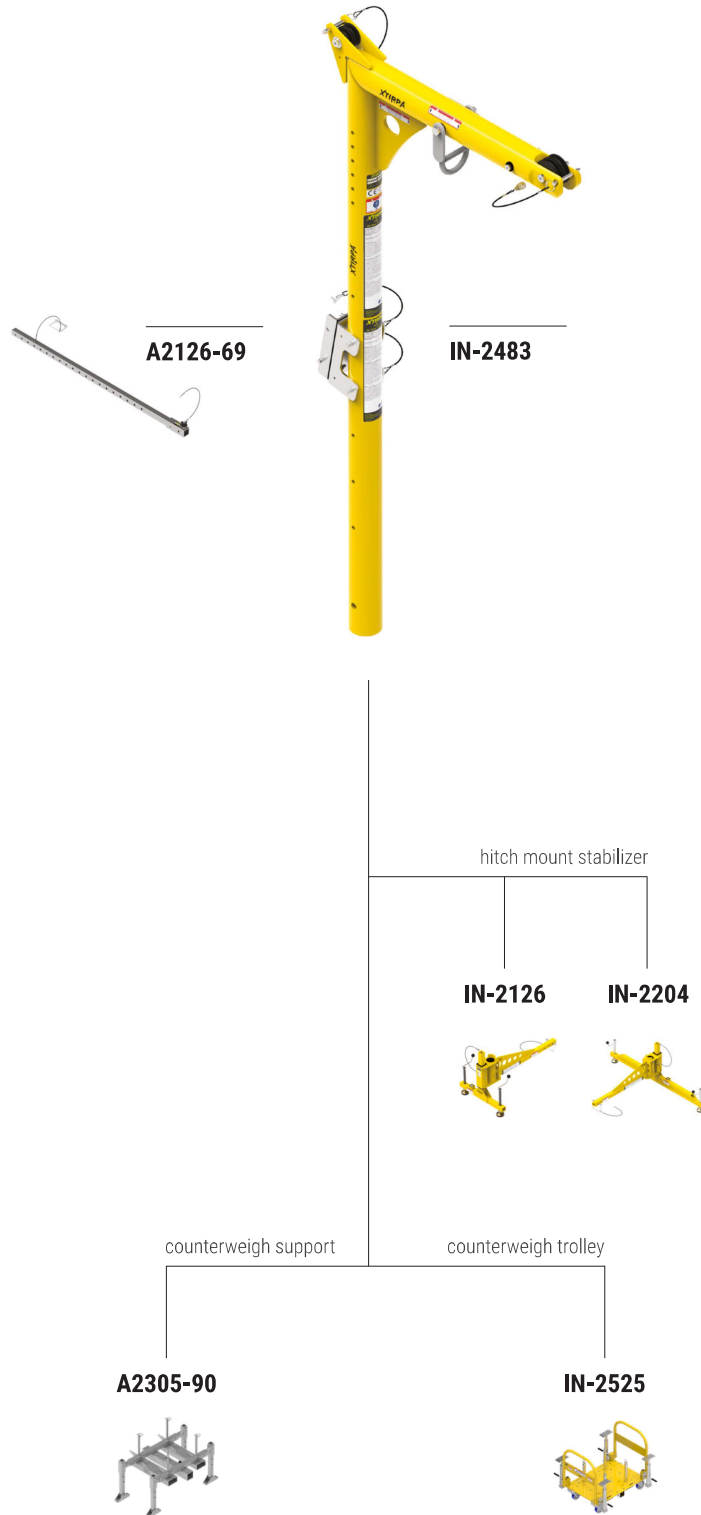
24" | 610mm

Davit Arm

With hitch mount
stabilizer



Assembling scheme



XTIRPA™

IN-2483

Davit Arm with built-in mast

610 mm

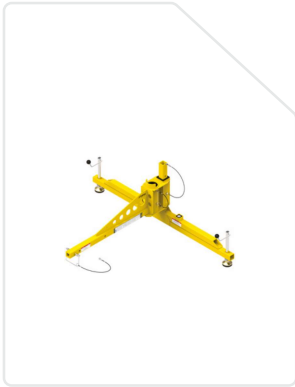


Davit arm with 24" (610 mm) fixed reach. Equipped with a 22 kN anchor point. Offers the option of installing an extra winch or retractable lifeline using the A2395-07 offset adapter.

Material:
Aluminium

Dimensions:
L 28.8" (732 mm)
W 4.9" (124 mm)
H 63.2" (1606 mm)

Weight:
51 lb (23 kg)



IN-2204 **Hitch Mount with 1524mm (60") stabilizer**

Combined with mast IN-2003 and 24" (610 mm) davit arm IN-2210.
Equipped with screw-in stabilizer feet to simplify leveling.
Recommended when rescuing with a stretcher.

Material: Aluminium
Dimensions: L 60" (1521 mm) x W 43" (1083 mm) x H 24-31.5" (612-801 mm)
Weight: 45 lb (20 kg)



IN-2126 **Hitch Mount with 610mm (24") stabilizer**

Combined with mast IN-2003 and 24" (610 mm) davit arm IN-2210.
Equipped with screw-in stabilizer feet to simplify leveling.
Recommended for narrow spaces.

Material: Aluminium
Dimensions: L 24" (610 mm) x W 42.6" (1083 mm) x H 24.1-30" (612-762 mm)
Weight: 34 lb (15 kg)



A2126-69 **Additional extensions**

Additional extensions used to increase the distance between the anchor and the hitch mount with stabilizer.

Material: steel A500
Dimensions: L 39.7" (1008 mm)
Weight: 17 lb (7.8 kg)

24" | 610_{mm}

Davit Arm with built-in mast

With hitch mount stabilizer



IN-2525


Counterweight trolley

Combined with the hitch mount with stabilizers IN-2126 and IN-2204 through the adapter A2126-38. Wheeled. Counter-weights sold separately.

Material: steel

Dimensions: L 51.5" (1308 mm) x W 47.5" (1206 mm) x H 43" (1090 mm)

Weight: 497 lb (226 kg)



A2305-90

Counterweight support

Combined with the hitch mount with stabilizers IN-2126 or IN-2204 through the adapter A2126-38. Counter-weights sold separately.

Material: zinc plated steel

Dimensions: L 47-49" (1181-1257 mm) x W 32" (813 mm) x H 25-34" (637-870 mm)

Weight: 185 lb (84 kg)


PRODUCT BROCHURE

XTIRPA™

MODULAR SOLUTIONS

Confined Space

Space



CONFINED SPACE ACCESS AND RESCUE SYSTEMS

**ADVANCED DESIGN.
EASY ASSEMBLY.**



CONTACT US

1040, boul. Industriel Granby, QC,
J2J 1A4 Canada

P: +1 540-370-8551

E: info@xtirpa.com

W: www.xtirpa.com